



# Child Care Business Owner Curriculum Club

August: Week 1

Toddler Lesson Plan

Theme: Back to School

	Monday	Tuesday	Wednesday	Thursday	Friday
<b>Circle Time</b> Songs, finger plays	The Name Song				
<b>Language Development</b>	School Bus	School	School Supply	Back Pack	Shapes
<b>Sensory</b> Water, sand, etc	Find the School Supplies in the Sand				
<b>Creative Arts</b>	Color the class school bus	Color the School	School Supply Collage	Make a Back pack	Shapes collage
<b>Music/Movement</b>	Driving the School bus & Singing				
<b>Motor Skills</b>	Painting				

See Planning Notes below

[www.childcarebusinessowner.com](http://www.childcarebusinessowner.com)



## Child Care Business Owner Curriculum Club

### Circle Time Songs



Where is \_\_\_\_\_ Where is \_\_\_\_\_  
Please stand up, please stand up.  
How are you today?  
The child says...*Very well I thank you!*  
The teacher says.....*Please sit down, please sit down.*

Where is \_\_\_\_\_ Where is \_\_\_\_\_  
Please stand up, please stand up.  
How are you today?  
The child says...*Very well I thank you!*  
The teacher says.....*Please sit down, please sit down.*

Where is \_\_\_\_\_ Where is \_\_\_\_\_  
Please stand up, please stand up.  
How are you today?  
The child says...*Very well I thank you!*  
The teacher says.....*Please sit down, please sit down.*

(Repeat until all the children names are called)

[www.childcarebusinessowner.com](http://www.childcarebusinessowner.com)



## Child Care Business Owner Curriculum Club

### Week 1 Planning & Lesson Plan Notes



#### Creative Arts

**Monday-** Invite the toddlers to color the class School bus

**Tuesday-** Using the provided coloring page, Encourage the children to color the school.

**Wednesday-** Provide the children with pictures of school supplies, white paper and glue. Encourage the children glue the school supplies onto the paper.

**Thursday-** You will need large brown paper bags. Cut two strips of brown paper (per child) to staple to the back of each brown paper bag. Once the back packs are assembled, give the children crayons to decorate their back packs.

**Friday** – Ahead of time, cut out a variety of shapes for the children to glue to a piece of construction paper. Encourage the toddlers to name the shapes.

**Music/ Movement-** Provide the children with paper plates and encourage the toddlers to pretend the drive the bus while singing the wheels on the bus.

**Motor skills-** Painting

**Sensory:** Hide the school supplies in the sand and encourage the children to find the supplies.

[www.childcarebusinessowner.com](http://www.childcarebusinessowner.com)



## Bonus Forms Below




[www.childcarebusinessowner.com](http://www.childcarebusinessowner.com)



Child Care Business  
Owner Curriculum Club

## Child Care Business Owner Curriculum Club



[www.childcarebusinessowner.com](http://www.childcarebusinessowner.com)


© 2013 by The Child Care Business Owner. All rights reserved



Child Care Business  
Owner Curriculum Club

Child Care Business Owner Curriculum Club

# Shapes

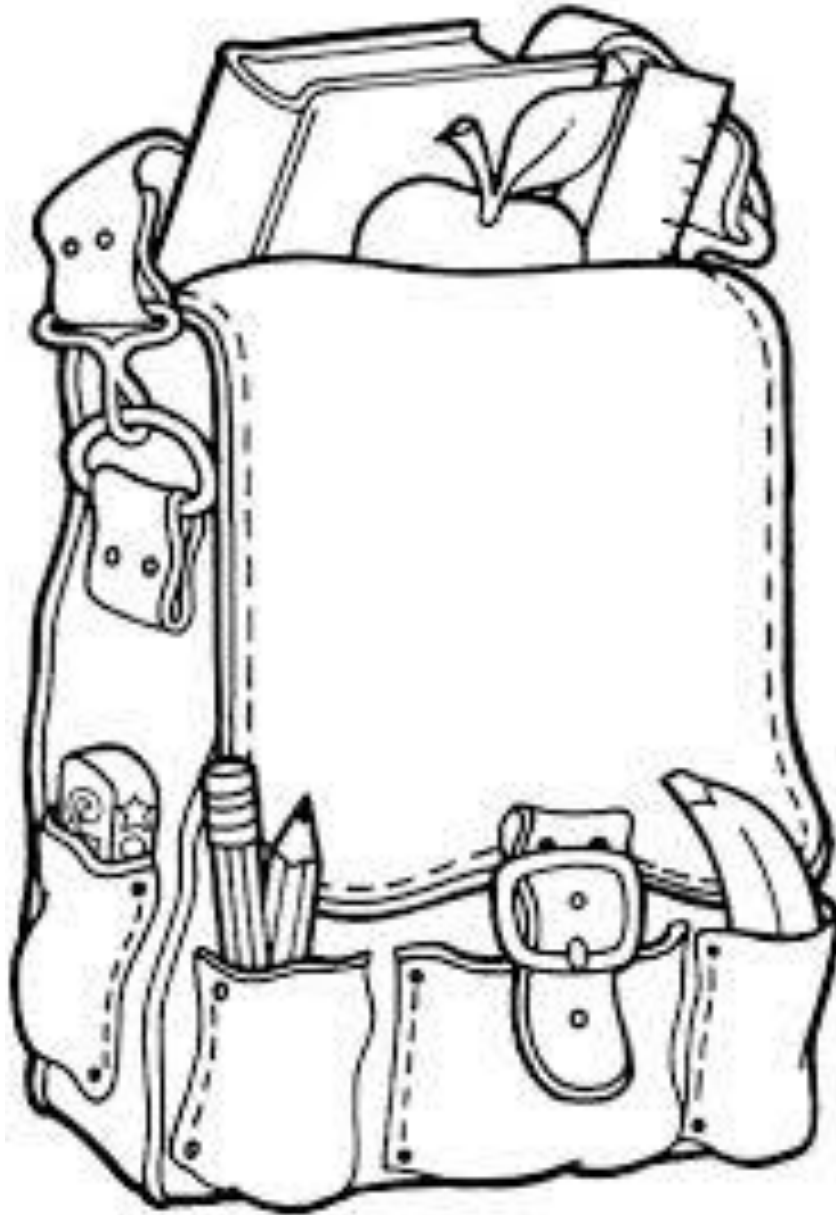


[www.childcarebusinessowner.com](http://www.childcarebusinessowner.com)

© 2013 by The Child Care Business Owner. All rights reserved



## Back Pack



[www.childcarebusinessowner.com](http://www.childcarebusinessowner.com)



# Child Care Business Owner Curriculum Club



Child Care Business  
Owner Curriculum Club

[www.childcarebusinessowner.com](http://www.childcarebusinessowner.com)

© 2013 by The Child Care Business Owner. All rights reserved